

Google Classroom



Link:

<https://classroom.google.com/>

Username format:

<computer username>@apps.laretraite.lambeth.sch.uk

Password:

It is the same as you use for email/computers

Students also have the same format accounts and password

Google Classroom



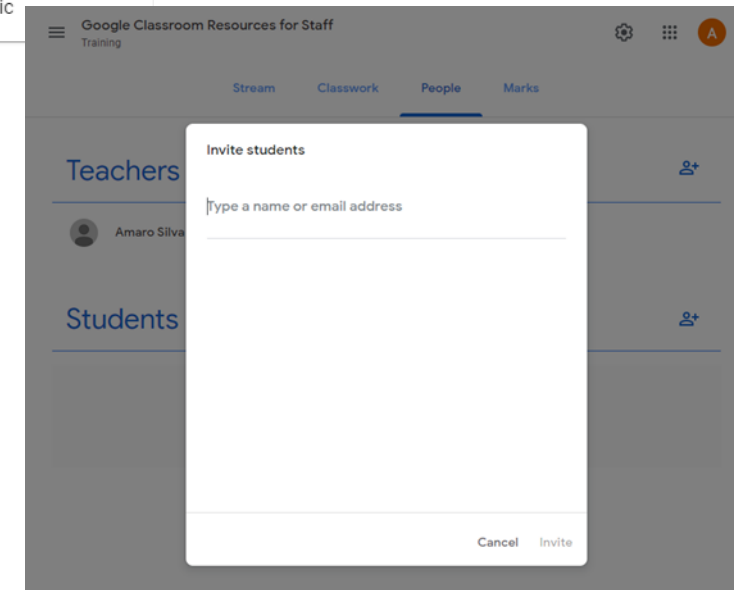
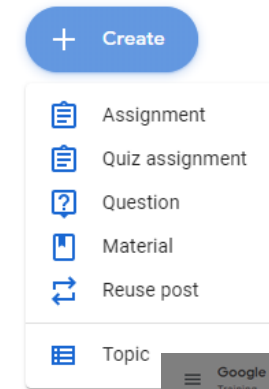
Create a classroom by using the big + sign (which can be found in the top right hand corner)

Create classwork and upload resources (see next slide)

Share the class code to your students via show my homework. (this can be found under the class name you have just created)

Once they login they can join the class using the code you have provided.

You can always manually add a student by searching for their name.




Google Classroom

Adding material to the classroom

You can again provide links, including YouTube, upload documents or use resources already in Google Drive.

[Click here](#) to watch a video that further explains how to do this.



Material

Post

For

Google Classroom Resources for... All students

Title

How to use Google Classroom

Description (optional)

The teacher center has many resources and training materials to help teachers get to grips with Google Classroom
I have also included a link to the Classroom Help page which allows you to search for any specific things that you might want to do in your Classroom.

Add + Create

- Google Drive
- Link
- File
- YouTube

Teacher Center
google.com/first-day-trainings/welcome-to-clas... X

Classroom Help
https://support.google.com/edu/classroom/ X

Topic

No topic

Google Classroom



Creating your first assignment

You can provide links, including YouTube, upload documents or use resources already in Google Drive.

[Click here](#) to watch a video that explains how to create your first assignment

Assignment Assign

Title

Instructions (optional)

[Add](#) [+ Create](#)

- Google Drive
- Link
- File
- YouTube

For

Google Class... All students

Points

100

Due

No due date

Topic

No topic

Rubric

[+ Rubric](#)

Originality reports [Learn more](#)

Google Classroom



When you add documents you can choose from:

Students can view the file

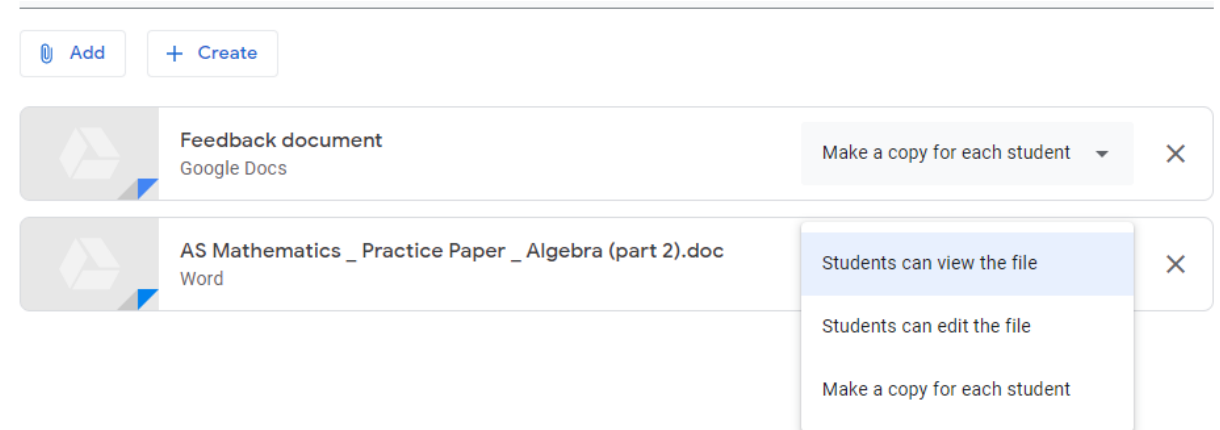
Students can edit the file

Make a copy for each student

– as a resource

– as a collaborative document

– for submitting at the end



Google Classroom



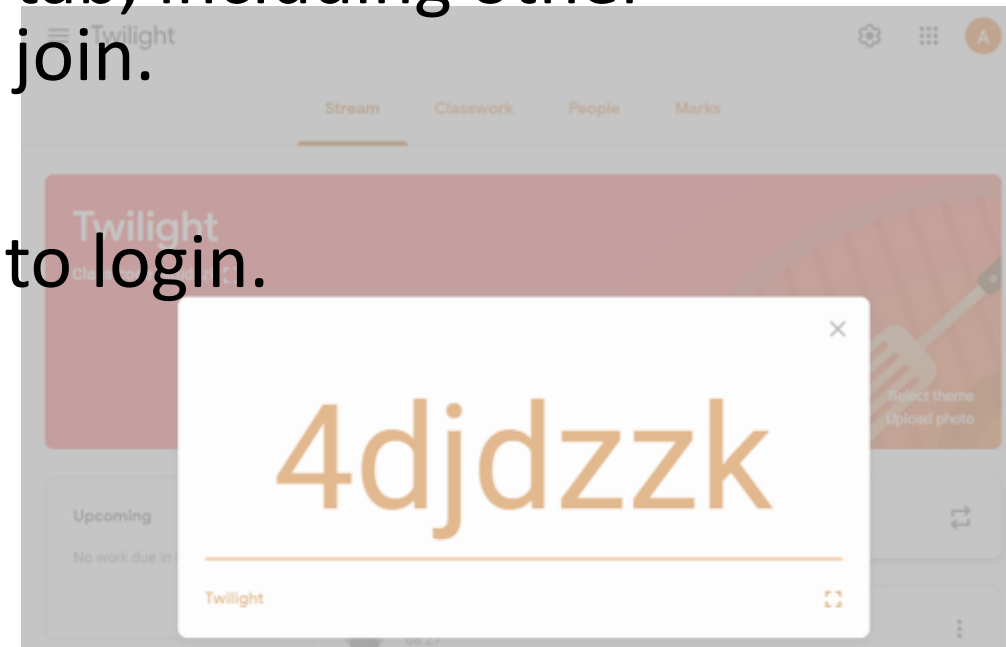
Adding people to your classroom

Please remember the all important code to give to students

You can also add people from the 'People' tab, including other teachers or students that are struggling to join.

Remember <https://classroom.google.com> to login.

Or watch a video



Google Classroom



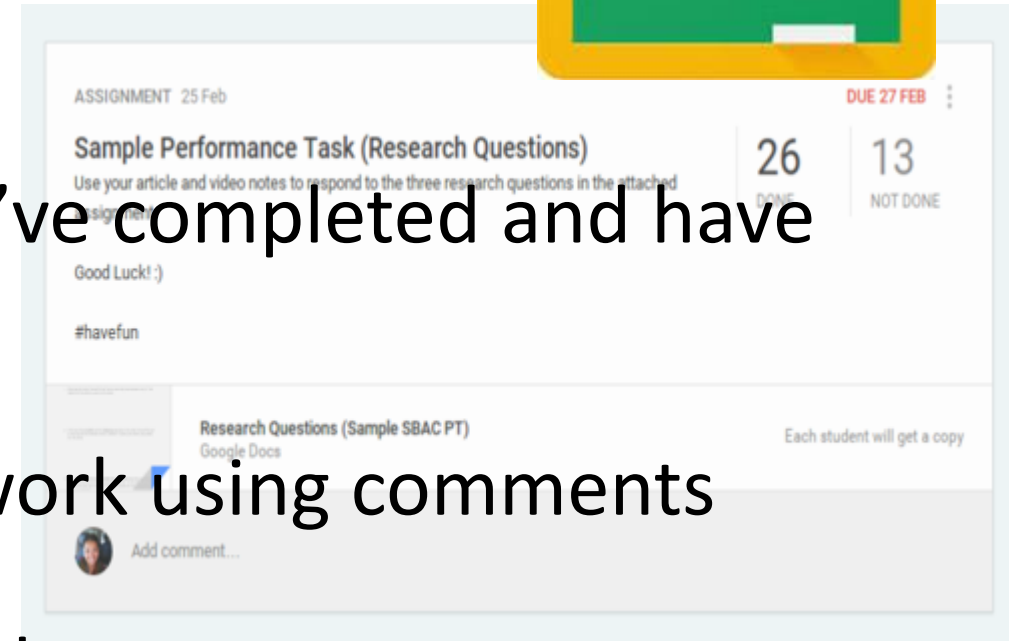
Track students progress

Easily see the number of students who've completed and have yet to complete the given assignment

Give feedback as they complete their work using comments

Return documents to students so that they can see your comments – leave marking till the end

<https://support.google.com/edu/classroom/answer/9093530>



Google Drive



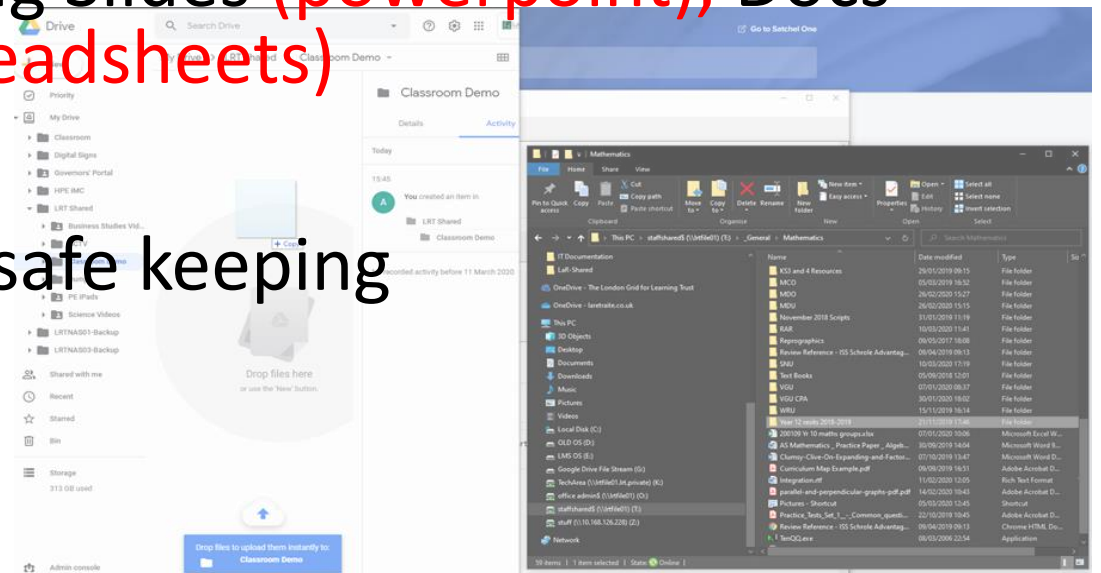
You can upload resources in bulk, just drag and drop

It can handle editing .ppt(x) **powerpoints** / .doc(x) **word documents** / .xls(x) **spreadsheet**

Or you can create new ones easily using Slides (**powerpoint**), Docs (**for word documents**) and Sheets (**spreadsheets**)

But you can upload any other files for safe keeping

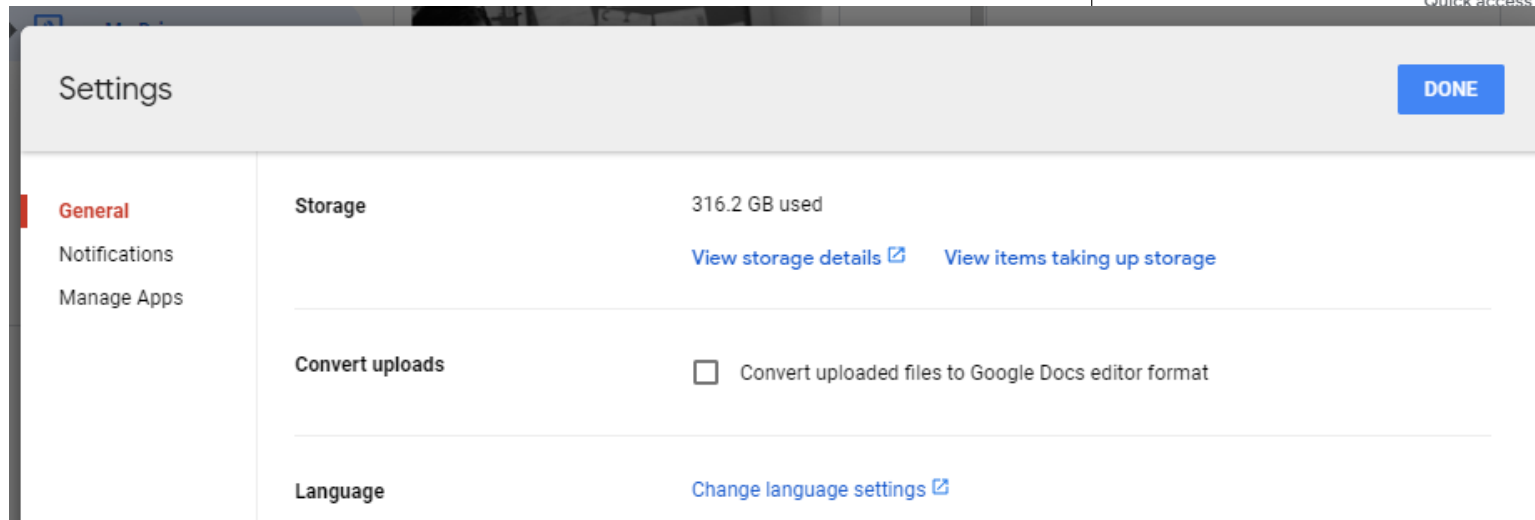
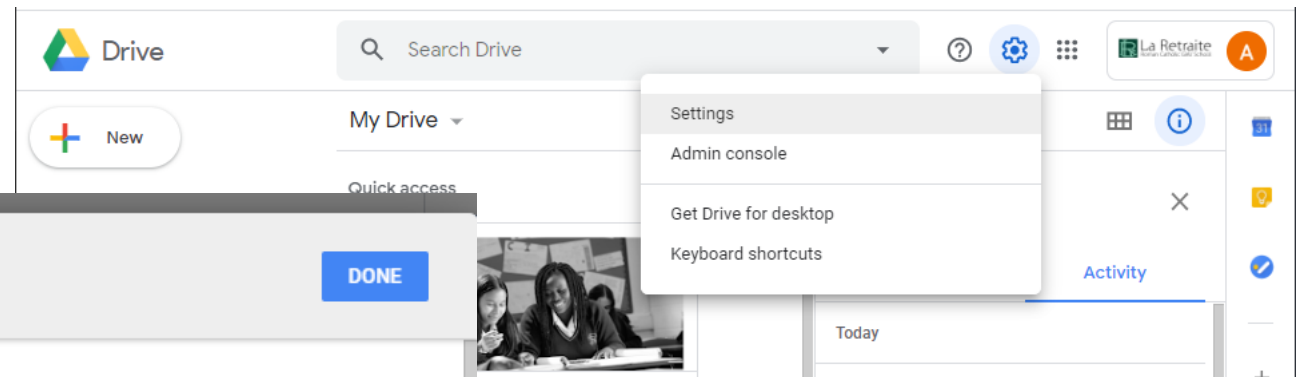
Free unlimited storage



Google Drive



There is a useful setting that will automatically convert your files to Google which make it easier to share via Classroom and enables the advanced features of collaboration on Google Classroom.



Free unlimited storage



Google Help



Google publish lots of guides and resources and there is a myriad of guides and videos shared by other teachers that use it.

<https://support.google.com/edu/classroom/>

<https://support.google.com/drive/>

<https://edu.google.com/latest-news/covid-19-support-resources/>

A few useful tips https://www.youtube.com/watch?v=54yaGCi_onl

And I have found this tutorial useful <https://www.youtube.com/watch?v=7fkADrNhCPg>

LGfL also offer Google training for teachers <https://www.lgfl.net/training/?c=863defbe-a7a9-4eab-a058-bb38c74dce7f>

<https://shakeuplearning.com/blog/4-ways-to-give-meaningful-feedback-with-google-classroom/>

Please email ithelpdesk@laretraite.lambeth.sch.uk with any issues



Further Google Help



Google publish lots of guides and resources and there is a myriad of guides and videos shared by other teachers that use it.

<https://teachfromhome.google/>

<https://teachercenter.withgoogle.com/>

Please email ithelpdesk@laretraite.lambeth.sch.uk with any issues